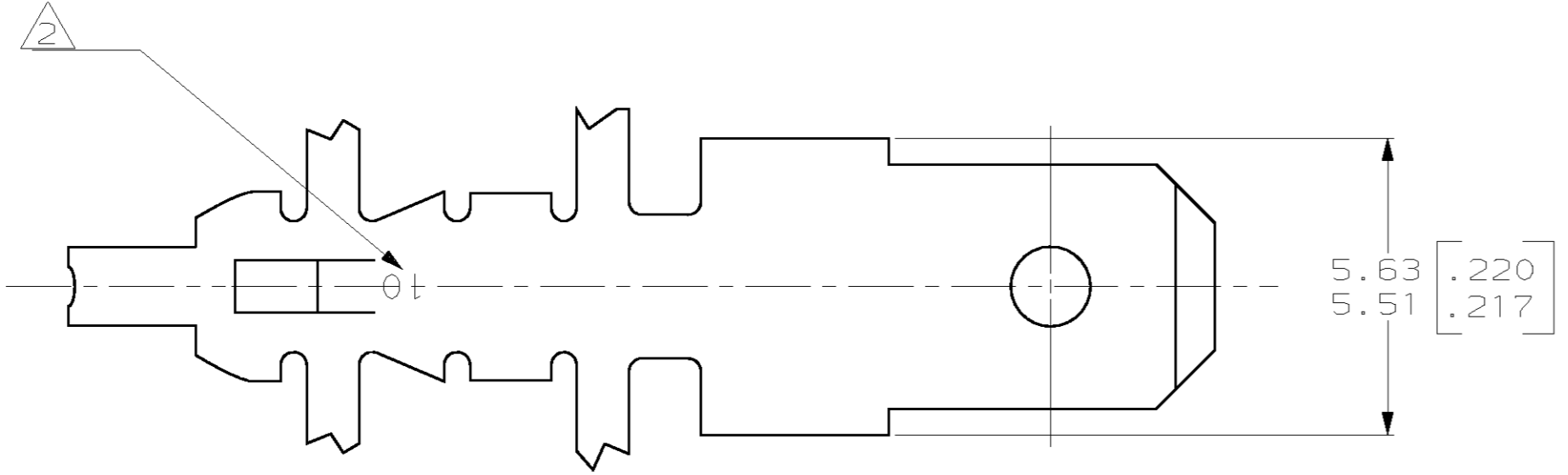
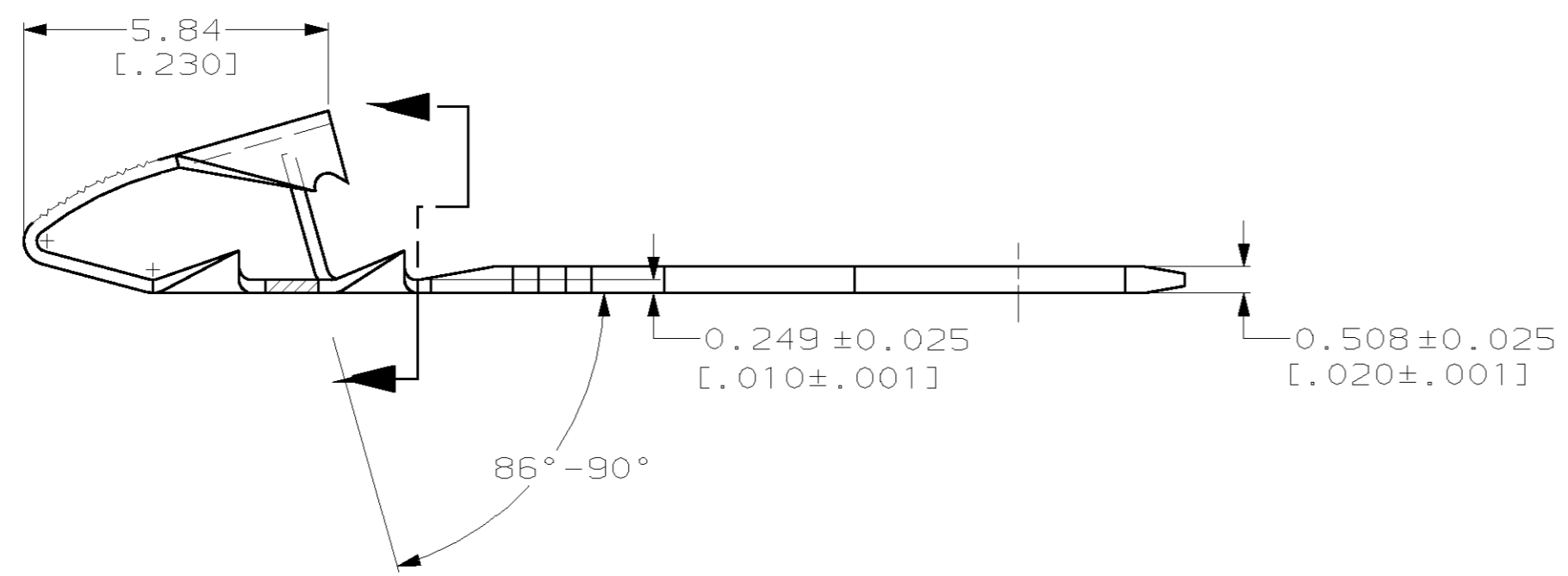
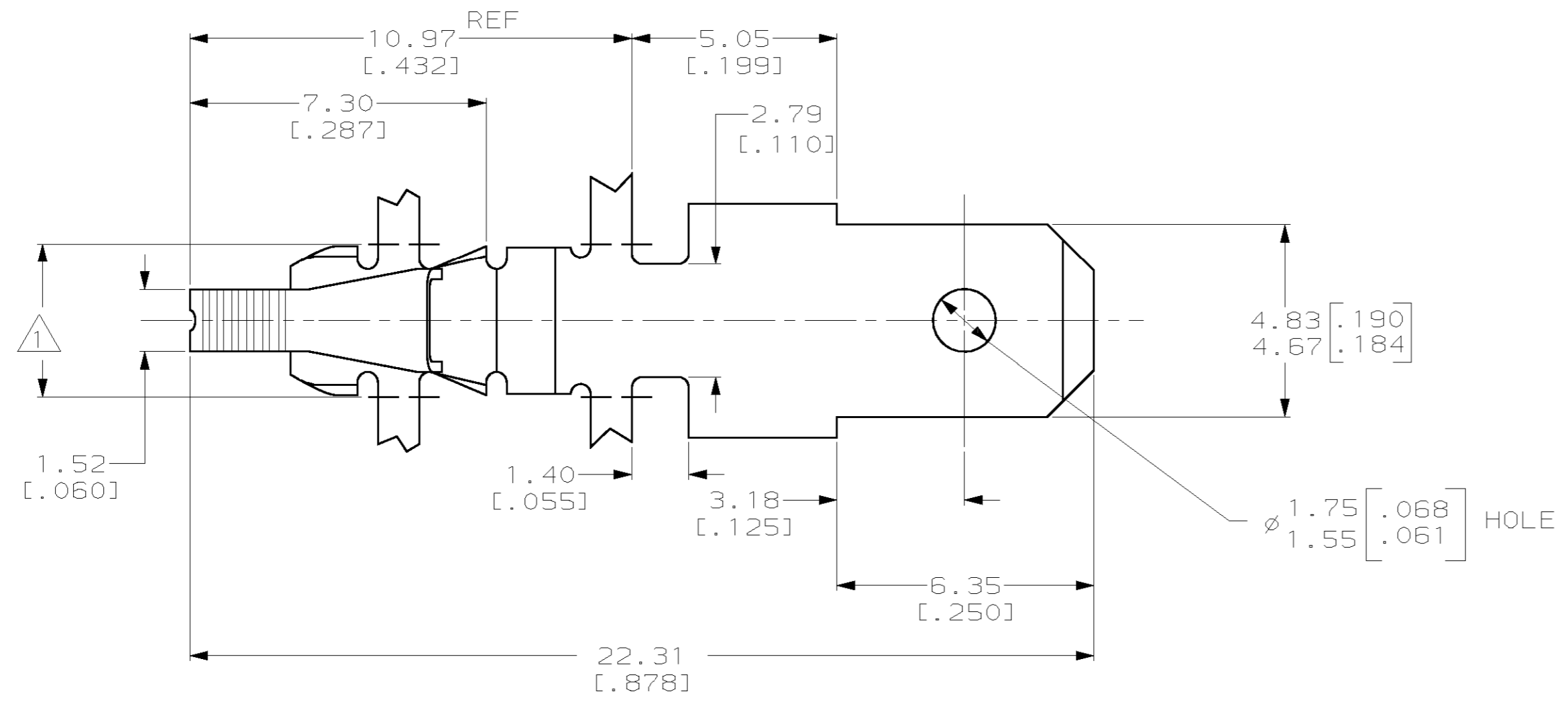
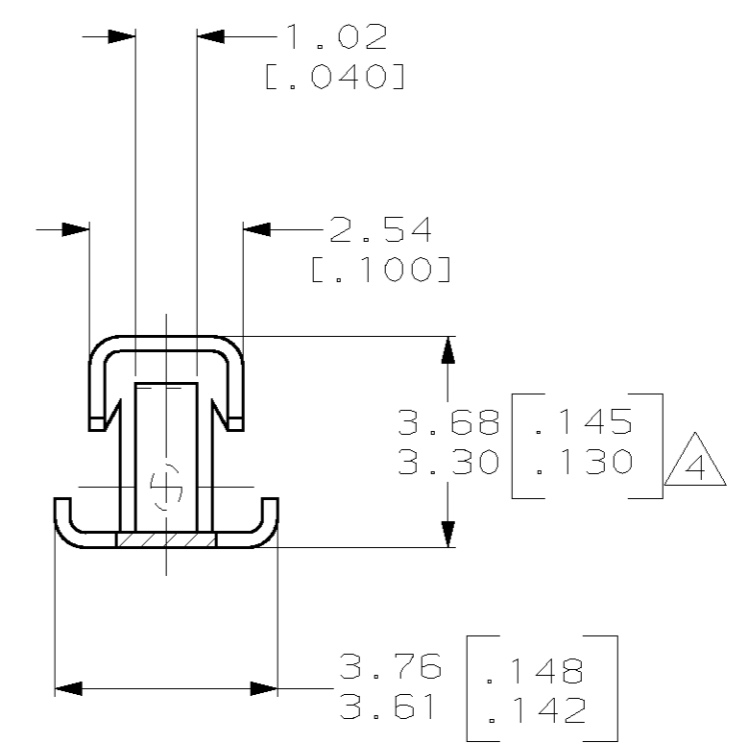


THIS DRAWING IS UNPUBLISHED. RELEASED FOR PUBLICATION .19
 © COPYRIGHT 19 BY AMP INCORPORATED. ALL RIGHTS RESERVED.

LOC		DIST		REVISIONS			
P	LTR	DESCRIPTION		DATE	DWN	APVD	
AF	50	C		REVISED PER 0G3A-0355-01	30JUL01	MF	KR



- ① 3.78±0.13 [.149±.005] APPLICATOR CUT-OFF, 2 PLACES.
- ② IDENTIFICATION NUMBER 10 FOR MAGNET WIRE RANGE.
- ③ CONTINUOUS STRIP ON REELS WITH TERMINALS LOCATED ON 8.38±0.08 [.330±.003] CENTERS
- ④ 2.72-2.97 [.107-.117] CONTACT HEIGHT WHEN COMPRESSED AGAINST ANTI-OVERSTRESS.



THIS DRAWING IS A CONTROLLED DOCUMENT.		DWN MICHAEL S. FEHER 10NOV2000	0.05-0.13mm [#44-#36] AWG		1217529-1	
DIMENSIONS: mm [INCHES]		CHK KURT A. RANDOLPH 10NOV2000	MAGNET WIRE RANGE		PART NUMBER	
TOLERANCES UNLESS OTHERWISE SPECIFIED:		APVD KURT A. RANDOLPH 10NOV2000	AMP Incorporated Harrisburg, PA 17105-3608			
0 PLC ±- 1 PLC ±- 2 PLC ±0.25 [.010] 3 PLC ±- 4 PLC ±- ANGLES ±-		NAME KURT A. RANDOLPH				
MATERIAL HO4 PRE-MILLED PHOSPHOR BRONZE		FINISH 0.002032 [.000080] MIN TIN PLATE	PRODUCT SPEC 108-2016		TAB, 4.75 [.187] FASTON™ MINI MAG-MATE™	
		APPLICATION SPEC 114-2047	SIZE A2	CAGE CODE 00779	DRAWING NO C-1217529	RESTRICTED TO -
		WEIGHT -	SCALE 8:1	SHEET 1 OF 1	REV C	
		CUSTOMER DRAWING				

1217529