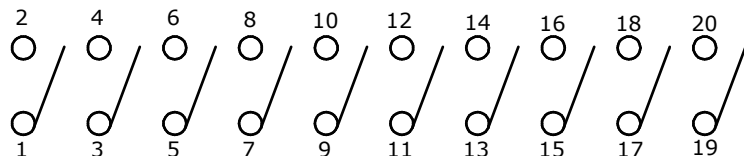
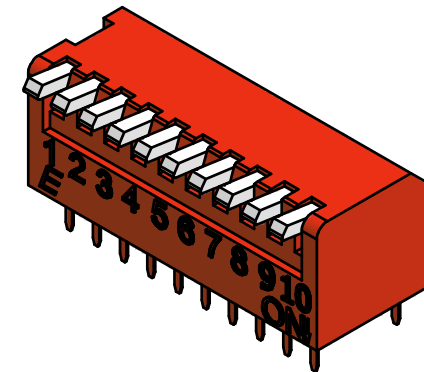
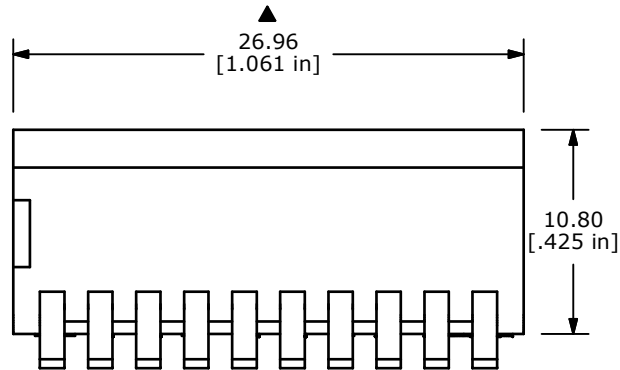


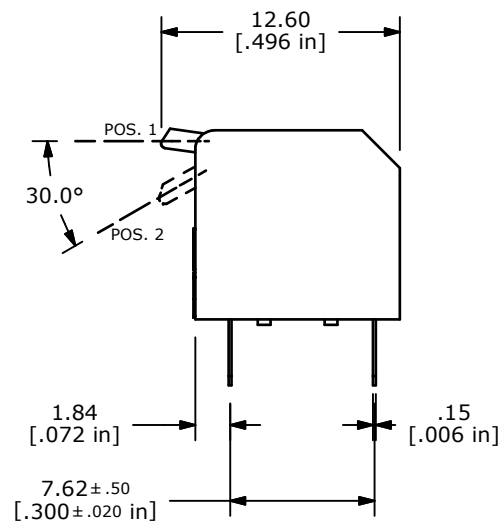
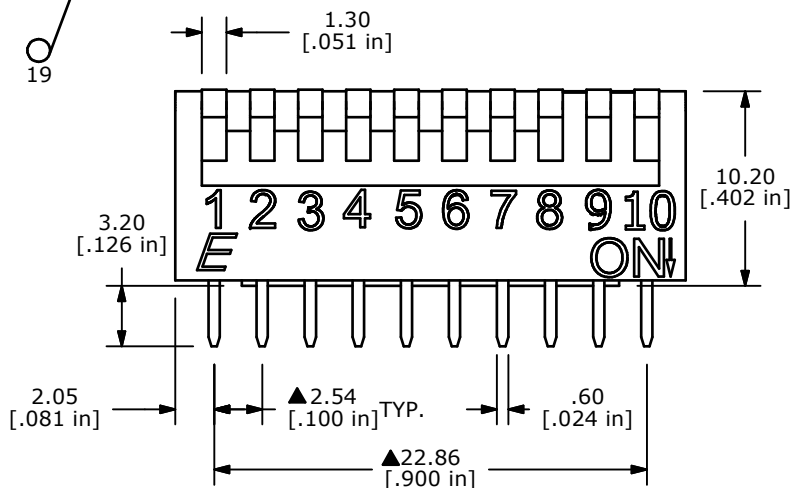
P.C.B. LAYOUT



CIRCUIT LAYOUT

NOTES:

1. ALL DIMENSIONS IN MM [INCH]
2. GENERAL TOLERANCE: X.X=± 0.4  
X.XX=± 0.20
3. TERMINAL NUMBERS FOR REFERENCE ONLY
4. OPERATING FORCE: 400gf MAX.
5. TRAVEL: 2.0mm TYP.
- ▲ 6. CONTACT RATING: 25mA, 24VDC
7. CONTACT RESISTANCE: 50mΩ MAX.
8. INSULATION RESISTANCE: 100MΩ MIN @ 500VDC
9. DIELECTRIC STRENGTH: 500V RMS 1 MIN.
10. LIFE: 2,000 CYCLES
11. OPERATING TEMPERATURE: -40°C TO 85°C
- ▲ 12. PACKAGING: DISPENSING TUBE
13. ▲ DENOTES CRITICAL PARAMETER
14. 2002/95/EC (ROHS) COMPLIANT
- ▲ 15. SHIPPING: ALL POLES IN "OFF" POSITION



B	17748	REDRAWN IN INVENTOR	9/10/07	BF
REV	PCR NO	DESCRIPTION	DATE	BY

THE INFORMATION CONTAINED IN THIS DOCUMENT IS PROPRIETARY TO E-SWITCH AND IS NOT TO BE COPIED OR TRANSFERRED

TITLE KAP1110E				
SCALE	DATE	DR	DWG	REV
3:1	10/9/2007	BF	N411110	B