

# GPS Active Antenna Module - Adhesive Mount



40.0 X 35.0 X 13.1mm

## APAMP-115

RoHS/RoHS II compliant  
Lead in copper alloy exemption (6c); and Lead in glass exemption (7c-1)

MSL level: Not Applicable

### FEATURES:

- High Reliability/Sensitivity
- Compact Size
- Easy to install (adhesive base tape)
- ROHS Compliant

### TYPICAL APPLICATIONS:

- Automotive Navigation
- Automotive Monitoring
- Personal Tracking

### STANDARD SPECIFICATIONS:

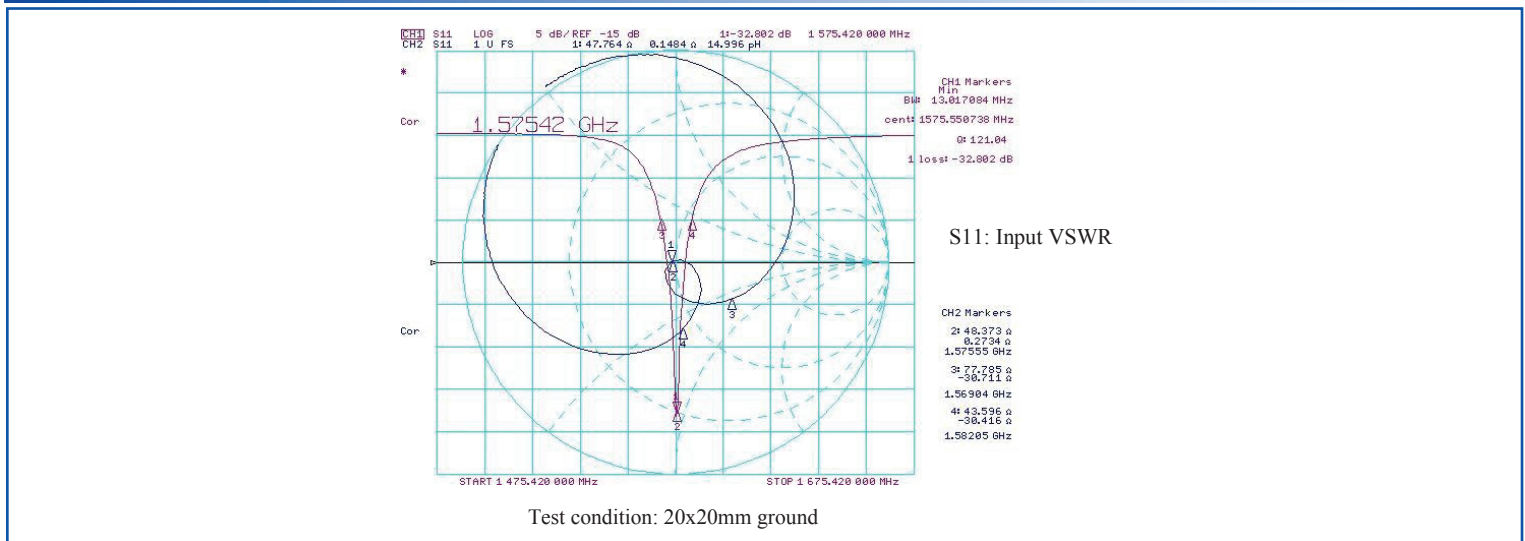
#### Antenna

Parameters	Min.	Typ.	Max.	Units	Note
Center Frequency	1574.40	1575.42	1576.44	MHz	
Bandwidth	10.0			MHz	
VSWR			1.5:1		
Polarization Model	RHCP				(Right Hand Circular Polarization)
Impedance		50		$\Omega$	
Gain		3.5		dBic	(Based on 70x 70mm ground plane)
Operating Temperature	-40		+80	$^{\circ}\text{C}$	
Storage Temperature	-45		+85	$^{\circ}\text{C}$	

#### Low Noise Amplifier (LNA)

Parameters	Min.	Typ.	Max.	Units	Note
Center Frequency	1574.40	1575.42	1576.44	MHz	
DC Voltage	2.5		3.5	V	
Gain	26	28	30	dB	(+25 $^{\circ}\text{C} \pm 10^{\circ}\text{C}$ )
Output VSWR			2.0		
Noise Figure			1.8		(+25 $^{\circ}\text{C} \pm 10^{\circ}\text{C}$ )
DC current		14	16	mA	(At 3.0V)

### ANTENNA'S IMPEDANCE AND RETURN-LOSS CHARACTERISTICS



ABRACON IS  
ISO9001:2008  
CERTIFIED



Visit [www.abracon.com](http://www.abracon.com) for Terms & Conditions of Sale **Revised: 10.28.14**  
30332 Esperanza, Rancho Santa Margarita, California 92688  
tel 949-546-8000 | fax 949-546-8001 | [www.abracon.com](http://www.abracon.com)

# GPS Active Antenna Module - Adhesive Mount

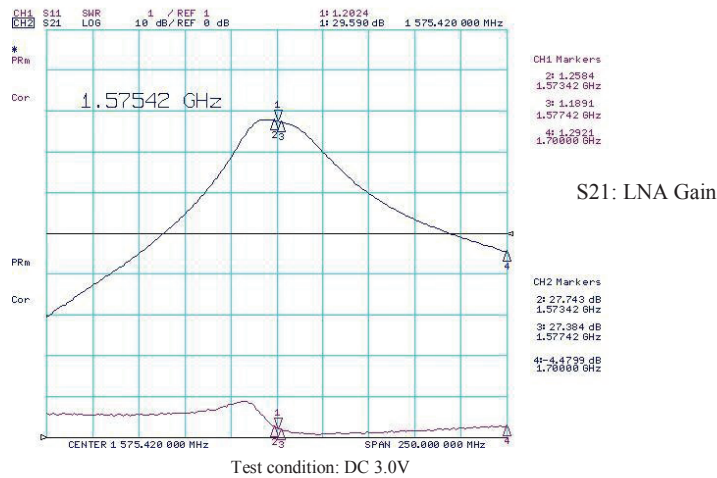
**APAMP-115**

RoHS/RoHS II compliant  
Lead in copper alloy exemption (6c); and Lead in glass exemption (7c-1)

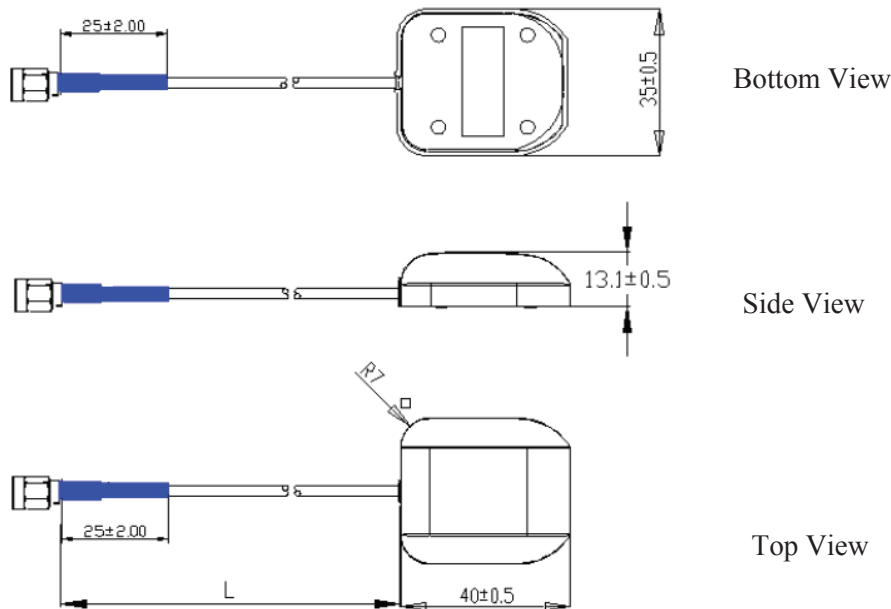


40.0 X 35.0 X 13.1mm

## LNA REFLECTION PROFILE



## OUTLINE DRAWING:



Parameters	Description
L (Cable Length)	300±10cm
Antenna	Dielectric Ceramic
RF Cable	RG174
PCB	FR4
RF Connector	SMA-J3
Shielding	Tinplate
Thickness	13.5mm
Mounting Type	Adhesive Tape

Unit:mm

# GPS Active Antenna Module - Adhesive Mount

APAMP-115

RoHS/RoHS II compliant  
Lead in copper alloy exemption (6c); and Lead in glass exemption (7c-1)



40.0 X 35.0 X 13.1mm

## PRODUCT IMAGE:



## PACKAGING:

Each 475 x 215 x 215 mm size carton includes 100 pieces of antenna.



### CAUTION:

- (1) Do not apply excess mechanical stress to the component body or terminations. Do not attempt to re-form or bend the components as this will cause damage to the component.
- (2) Do not expose the component to open flame.
- (3) This specification applies to the functionality of the component as a single unit. Please insure the component is thoroughly evaluated in the application circuit.

**ATTENTION:** Abracon Corporation's products are COTS – Commercial-Off-The-Shelf products; suitable for Commercial, Industrial and, where designated, Automotive Applications. Abracon's products are not specifically designed for Military, Aviation, Aerospace, Life-dependant Medical applications or any application requiring high reliability where component failure could result in loss of life and/or property. For applications requiring high reliability and/or presenting an extreme operating environment, written consent and authorization from Abracon Corporation is required. Please contact Abracon Corporation for more information.

ABRACON IS  
ISO9001:2008  
CERTIFIED



Visit [www.abracon.com](http://www.abracon.com) for Terms & Conditions of Sale **Revised: 10.28.14**  
30332 Esperanza, Rancho Santa Margarita, California 92688  
tel 949-546-8000 | fax 949-546-8001 | [www.abracon.com](http://www.abracon.com)