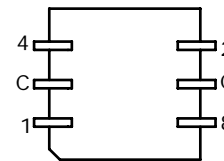
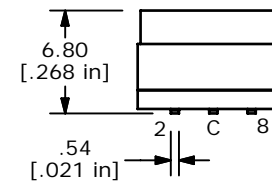
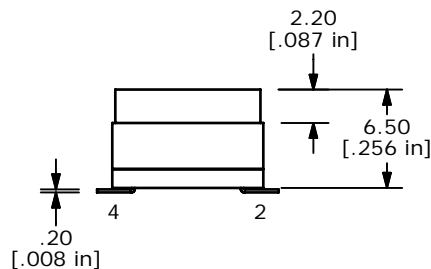
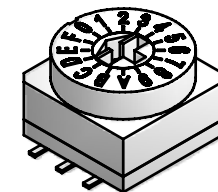
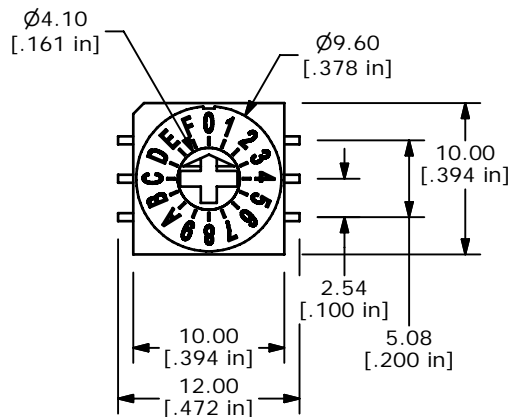


REAL CODE

	C	1	2	4	8	
0	○					0
1	○	○				1
2	○		○			2
3	○	○	○			3
4	○			○		4
5	○	○		○		5
6	○		○	○		6
7	○	○	○	○		7
8	○				○	8
9	○	○			○	9
10	○		○			A
11	○	○			○	B
12	○			○	○	C
13	○	○		○	○	D
14	○		○	○	○	E
15	○	○	○	○	○	F



NOTES:

1. ALL DIMENSIONS IN MM [INCH]
2. GENERAL TOLERANCE: X.X=±0.4
X.XX=±0.25
3. TERMINAL NUMBERS FOR REFERENCE ONLY
4. OPERATING FORCE: 700gf/cm MAX.
- ▲ 5. CONTACT RATING: 150mA, 42V DC (SWITCHING)
200mA 42V DC (NON-SWITCHING)
6. CONTACT RESISTANCE: 80mΩ MAX.
7. INSULATION RESISTANCE: 100MΩ MIN @ 250VDC
8. DIELECTRIC STRENGTH: 250VAC 1 MIN.
9. LIFE: 10,000 STEPS
10. OPERATING TEMPERATURE: -60°C TO 125°C
- ▲ 11. PACKAGING: 600 PCS TAPE AND REEL
12. ▲ DENOTES CRITICAL PARAMETER
13. 2002/95/EC (ROHS) COMPLIANT



B	20569	revised REAL CODE chart	4/25/12	rc
A	20559	RELEASE TO PRODUCTION	4/20/12	rc
REV	PCR NO	DESCRIPTION	DATE	BY

TITLE RDTCR16S1R				
SCALE	DATE	DR	DWG	REV
2:1	4/20/2012	rc	U200015	B

THE INFORMATION CONTAINED IN THIS DOCUMENT IS PROPRIETARY TO E-SWITCH AND IS NOT TO BE COPIED OR TRANSFERRED