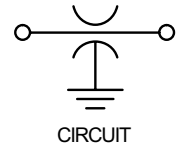
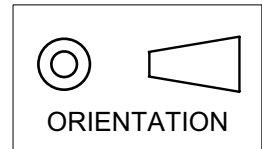
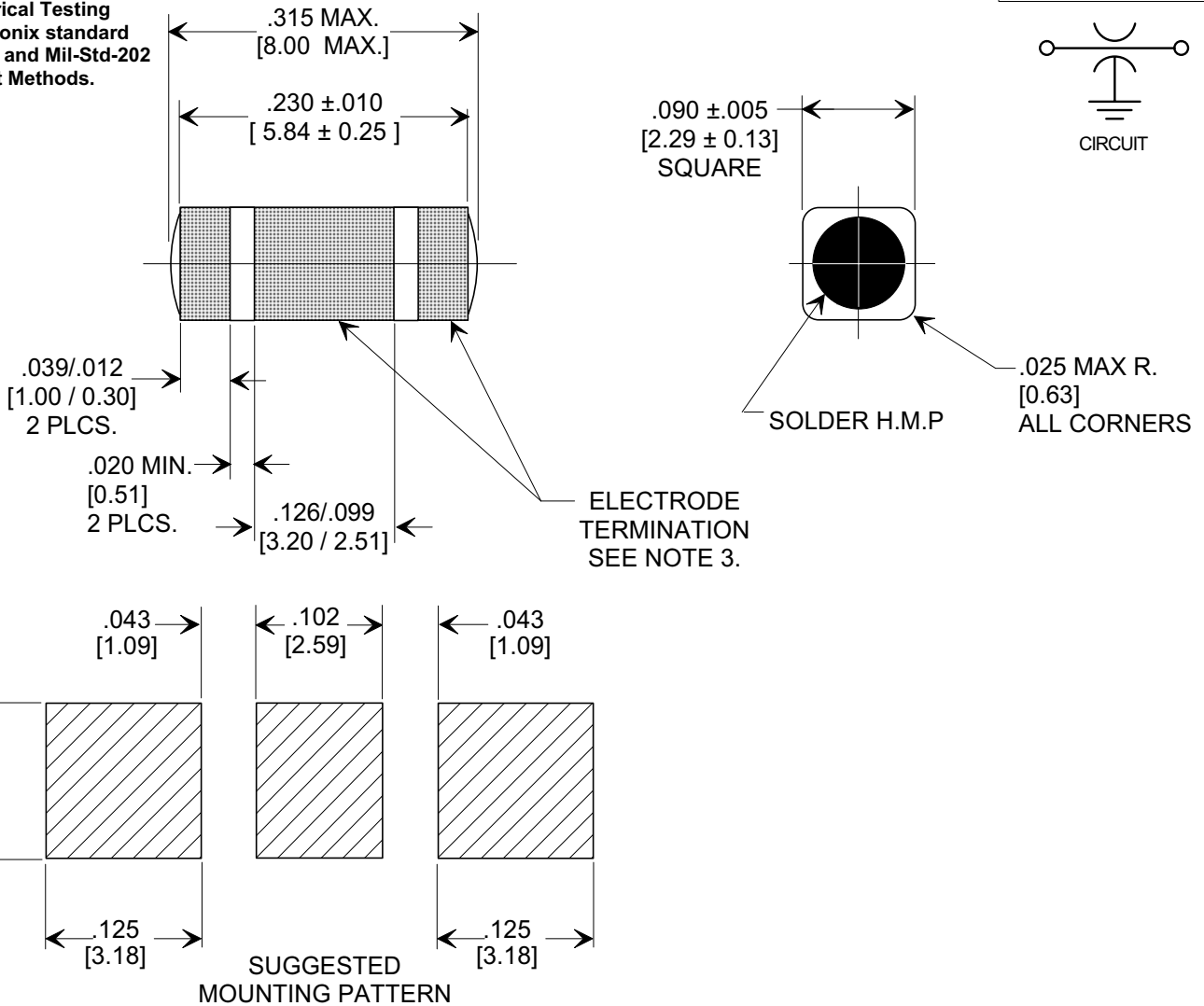


This drawing is the property of Tusonix, Inc., and may not be used, reproduced, published or disclosed to others without expressed authorization by Tusonix Inc.

**MARKETING SALES DRAWING**  
 DIMENSIONS IN INCHES - DO NOT SCALE THIS DRAWING  
 DIMENSIONS IN METRIC [ ]



**Electrical Testing**  
 per Tusonix standard  
 test plans and Mil-Std-202  
 Test Methods.



**NOTES:**

1. PACKAGE: BULK OR BLISTER TAPE TO IEC-60286-3 TYPE II AND EIA-481-A.
2. TUSONIX STANDARD PART NUMBER: 4702-005.  
 TUSONIX RoHS COMPLIANT PART NUMBER: 4702-005 LF.  
 CUSTOMER MUST SPECIFY STANDARD OR RoHS PART NUMBER WHEN ORDERING.
3. ELECTRODE TERMINATION: STANDARD PART #: 60/40 SOLDER PLATED. RoHS PART #: MATTE TIN.
4. PART MARKING: STANDARD PART: NO MARKING. RoHS PART: LABELED ON PACKAGING ONLY.

CAP.	TOLERANCE	WVDC		TEST VOLTAGE	I.R. MIN. @ 100 (VDC.)	I <sub>DC</sub>	TYPICAL NO LOAD INSERTION LOSS dB AT 25°C PER MIL-STD-220		
		85°C	125°C				10 MHZ	100 MHZ	1 GHZ
4000 pF	+80% / -20%	100	----	300 VDC	10 G Ω	20 A	15	30	45

X-2015 Rev-0

REVISION RECORD Original Release C.O. ADDED NOTES 3-5. S.M. 07-01-05 <b>20050629-1-04</b> ADDED PROPERTY NOTE. DELETED NOTE 1 & RENUM. DELETED ELE. TERMINATION. S.M. 03-12-07 <b>20070301-1-17</b>	--TOLERANCES-- Unless Otherwise Specified DECIMAL ± .005 [0.13] ANGLES ±		Title <b>SURFACE MOUNT SQUARE STYLE "C" FILTER 20 AMPS</b> Drawn L.E. 03-01-02 Scale 7 X Approved B.M. 03-01-02	
	<b>TUSONIX</b> TUCSON, ARIZONA		<b>A</b> <b>4702-005</b>	